



# Lägg till resurser i kurs - Add resources in course


1.

nd or type unknown

2. Press "Add Materials, Materials can be either internal or external components of a module.

nd or type unknown

3. Choose the relevant course and add the material.

nd or type unknown

nd or type unknown

4. Now press save. Note: Students can now access this material. To restrict access again, you can either remove it immediately or schedule a future visibility date. To schedule a future visibility date please refer to: [Hide sub-moment in course with Gating/Scheduling](#)

---

Revision #2

Created 12 June 2024 10:27:40 by Admin

Updated 16 September 2024 08:26:25 by Admin